

Phone : 0135-2695221 (FAX)
0135-2695109

DOIWALA SUGAR CO. LTD.

DOIWALA

(A Undertaking of Uttarakhand Govt.)



Regd. Office.
Doiwala , Distt.- Dehradun (U.K.)

FINAL MANUFACTURING **REPORT**

R.T. 8 (C)

Season 2017-18

DOIWALA SUGAR COMPANY LIMITED, DOIWALA (DEHRADUN)

DSCL/269

DATED: 16/05/2018

Secretary,
Sugar Industries & Cane Development
Uttarakhand Govt.
Dehradun

Dear Sir,


We are submitting herewith our Final Manufacturing Report R.T. 8 (C) for the season 2017-18 for your kind information and necessary record please.

Yours faithfully,

MANMOHAN SINGH
P.C.S
EXECUTIVE DIRECTOR

Copy of the above is forwarded to the following for information and necessary action

- 1- Chief Secretary Uttarakhand Govt. Dehradun.
- 2- Principal Secretary, Cane Development & Sugar Industries, Uttarakhand Secretariat, Dehradun.
- 3- Managing Director Uttarakhand Coop. Sugar Factories Fed. Ltd. Badripur, Near Railway Crossing Jogiwala D.Dun
- 4- Managing Director, U.P. State Sugar Corporation Ltd. Lucknow.
- 5- Additional Secretary, Village & Sugar Industry, Uttarakhand Govt. Dehradun.
- 6- Cane Commissioner, Uttarakhand. Government, Kashipur, Udham Singh Nagar (U.K.)
- 7- Additional Secretary, Sugar & Cane Development, Dehradun.
- 8- Joint Commissioner, Cane & Sugar, Kashipur, Udham Singh Nagar.
- 9- Chief Director (Sugar) Directorate of Sugar Krishi Bhawan, New Delhi.
- 10- Director National Sugar Institute, Kanpur.
- 11- Director, General Indian Sugar Mills Asso., Ansal Plaza, C-Block, II Floor, August Kranti Marg, New Delhi.
- 12- Secretary, U.P. Sugar Mills Association, Ansal Plaza, C-Block, II Floor, August Kranti Marg, New Delhi.
- 13- Secretary General A.S.T.A. India Ansal Plaza, C-Block, II Floor, August Kranti Marg, New Delhi.
- ✓ 14- Sugar Cane Inspector & Assistant Sugar Commissioner (Uttarakhand) Haldwani/Bareilly.
- 15- Excise Commissioner & Controller of Molasses, Uttarakhand, Dehradun.
- 16- Superintendent Central Excise, Dehradun.
- 17- Assistant Commissioner Central Excise, Central Zone, Dehradun.
- 18- Inspector Central Excise, Dehradun.
- 19- District Excise Office, Dehradun.
- 20- Inspector State, Excise, Dehradun.
- 21- Member Secretary U.K. Pollution Control Board, Dehradun.
- 22- Regional Officer Pollution Control Board, Dehradun.
- 23- General Manager/Executive Director, Nadehi/ Bazpur/ Kichha Sugar Mill
- 24- Maha Prabandhak, Uttarakhand Sugars, Badripur, Near Railway Crossing, Jogiwala D.dun.
- 25- Joint Director, Environment & Forest Ministry, Kendriya Bhawan, 5th Floor, Sector 'H', Aliganj, Lucknow.
- 26- Director, MOEF, CGO Complex, Lodhi Raod, New Delhi.
- 27- General Manager, Sugar mill Laksar/ Iqbalpur/ Libberheri, Haridwar. (U.K.)
- 28- All Departmental Heads, Doiwala Sugar Company Ltd., Doiwala (Dehradun).


MANMOHAN SINGH
P.C.S
EXECUTIVE DIRECTOR

FORM – R.T. 8 (C)

Central Excise Series No. 76

FINAL MANUFACTURING REPORT FOR THE SEASON 2017-18

RULE- 83

Name & Address of Factory

Doiwala Sugar Company Ltd., Doiwala D.dun.

Registered No. of Factory

Double Sulphitation

Clarification Process used

S.N.	Particulars	This Year 2017-18	This Year 2016-17
1-	TIME ACCOUNT		
	Date of Start	29.11.2017 at 10:00 P.M.	02.12.2016 at 11:30 P.M.
	Date of Finish	20.04.2018 at 2:00 A.M.	03.04.2017 at 10:30 P.M.
	Duration of Season (Days)	142	123
	Total Days actual crushing	139	120
	Total hours actual crushing	3050-00	2634-00
	Total hours lost	338-00	293-00
	i) Cane Shortage	23-35	126-00
	ii) Mechanical+Electrical	151-25	10-35
	iii) General Cleaning	154-45	100-30
	iv) Process	-	-
	v) Bad Weather	0-50	10-00
	vi) Misc.	7-25	45-55
2-	CANE CRUSHED		
	i) Own Estate Cane (Qtls)	Nil	Nil
	ii) Gate Cane	1263778.75	1258491.08
	iii) Out Station Cane	1691327.71	1371975.67
	iv) Rail Cane	Nil	Nil
	v) Total	2955106.46	2630466.75
3-	JUICE & ADDED WATER:		
	Total net mixed juice obtained (Qtls)	3180013.85	2821784.76
	Average gross mixed juice% cane	107.96	107.64
	Dirt Correction% mixed juice	0.32	0.34
	Avg. net mixed juice % cane	107.61	107.27
	Avg. added water percent cane	40.17	39.61
4-	SUGAR:		
	Quantity of Sugar (Qtls)	*281540	**250250
	Sugar in process if any (Qtls)	(+) 200	(+) 305
	Total Sugar made (Qtls)	281740	250555
	Sugar recovered from previous season's process (Qtls)	(-) 209	(-) 241
	Sugar recovered from previous season's Brown Sugar (Qtls)	(-) 1990	(-) 1889
	Sugar recovered from previous season's BISS or Sugar from other sources (Qtls)	(-) 1778	(-) 1792
	Total net Sugar made (Qtls)	277763	246633

* This includes 3135 Qtls of Brown Sugar of 90.20° Pol

** This includes 2810 Qtls of Brown Sugar of 90.20° Pol

Contd....2..

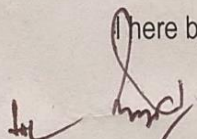
(Handwritten signatures)

S.N.	Particulars	This Year 2017-18	Last Year 2016-17
5-	MOLASSES:		
	Total Molasses sent out (Qtls)	137560	122800
	Molasses in process if any (Qtls)	(+) 231	(+) 365
	Total Molasses produced (Qtls)	137791	123165
	Mol. recovered from Previous season's process (Qtls)	(-) 483	(-) 471
	Molasses recovered from previous season's Brown Sugar or from Remelting (Qtls)	(-) 983	(-) 926
	Molasses recovered from Remelted sugar or other sources (BISS) (Qtls)	(-) 90	(-) 102
	Total net molasses produced (Qtls)	136235	121666
6-	RECOVERY:		
	Average recovery of sugar Percent cane	9.40	9.38
7-	AVERAGE PRODUCTION		
	Final molasses percent cane	4.61	4.63
	Bagasse percent cane	32.21	31.97
	Filter cake % cane	4.00	4.00
8-	STORE USED:		
	Coal percent cane	-	-
	i) Trial	-	-
	ii) Season	-	-
	Firewood Qtls. % cane	-	-
	i) Trial	0.008	0.01
	ii) Season	-	-
	Other Fuel % cane	-	-
	i) Trial (Loose Bagasse)Qtls. % Cane	0.23	0.22
	ii) Season	-	-
	For Previous of Season coal	-	-
	Firewood	-	0.01
	Lime Qtls % Cane(E.T.P)	-	0.0153
	Lime Qtls % Cane (Process)	0.20	0.204
	Lime Stone Qtls. % Cane	-	-
	Coke Qtls. % Cane	-	-
	Sulphur Qtls. % Cane	0.057	0.055
	Lubricant Kgs. (Oil & Grease) % Cane	0.526	0.49
	Boraquate (Mill Sanitation chemical) Litres % Cane	0.03	-
	Filter Bags Nos. % Cane	-	-
	Gunny Bags for sugar Nos. % Cane	9.63	9.63
	Washing soda Kgs. % Cane	0.03	0.0475
	Caustic soda Kgs. % Cane	0.506	0.496
	Hydrochloric Acid Litres % Cane	0.27	-
	Sodium Hydrosulphite Kgs. % Cane	0.015	0.017
	Ammonium Bi fluoride Kgs. % Cane	0.038	0.05
	Bleaching Powder Kgs. % Cane	0.0034	0.01


S.N.	Particulars	This Year 2017-18	Last Year 2016-17	
9-	ANALYSIS:			
	Cane	Sugar %	11.42	11.39
		Fibre %	14.94	14.83
	Primary Juice	Sugar %	14.42	14.08
		Brix %	18.18	17.85
		Purity	79.32	78.88
	Mixed	Sugar %	9.92	9.95
		Brix %	12.75	12.88
		Purity	77.80	77.25
	Last Mill Juice	Sugar %	1.70	1.57
		Brix %	2.44	2.27
		Purity	69.67	69.16
	Clarified Juice	Sugar %	10.02	10.02
		Brix %	12.78	12.87
		Purity	78.40	77.86
	Filter Press Juice	Sugar %	-	-
		Brix %	-	-
		Purity	-	-
	Unsulphured Syrup	Sugar %	35.71	36.39
		Brix %	45.53	46.70
		Purity	78.43	77.92
	Sulphured Syrup	Sugar %	-	-
		Brix %	-	-
		Purity	-	-
	MASSECUITE A	Brix %	94.02	94.08
		Purity	84.32	84.01
	MASSECUITE B	Brix %	95.91	96.01
		Purity	68.78	68.37
	MASSECUITE C	Brix %	100.84	101.23
		Purity	49.15	49.43
	MASSECUITE D	Brix %	-	-
		Purity	-	-
	MOLASSES		-	-
	A- HEAVY	Brix %	84.64	84.82
		Purity	68.09	67.69
	A- LIGHT	Brix %	73.38	74.02
		Purity	90.87	90.75
	B- HEAVY	Brix %	83.30	83.69
		Purity	44.45	44.13
	B- LIGHT	Brix %	-	-
		Purity	-	-
	C- LIGHT	Brix %	77.50	76.68
		Purity	61.07	60.59
	D- LIGHT	Brix %	-	-
		Purity	-	-

S.N.	Particulars	This Year 2017-18	Last Year 2016-17
	SUGAR (Average):		
	Sugar (Average Sugar %(d) white	99.79	99.79
	Moisture %	0.02	0.02
	Final Molasses Sugar %	24.33	24.82
	Brix %	88.50	90.17
	Purity	27.49	27.53
	Bagasse Sugar %	2.34	2.26
	Water % Bagasse	50.27	50.35
	Fibre % Bagasse	46.37	46.38
	Filter Cake Sugar %	1.60	1.74
	Lime Kiln Gas CO ² %	-	-
	Boiler Feed Water pH	9.10	9.00
10-	MILL EXTRACTION, BOILING HOUSE EXTRACTION & OVERALL EXTRACTION		
	Mill Extraction	93.43	93.68
	Reduced Mill Extraction	94.66	94.81
	Boiling House Extraction	87.91	87.72
	Reduced Boiling House Extraction	92.52	92.64
	Overall Extraction	82.13	82.18
	Reduced Overall Extraction	87.58	87.83
11-	SUGAR BALANCE		
	Sugar in cane	11.42	11.39
	Sugar in mixed juice	10.67	10.67
	Sugar in Bagasse	0.75	0.72
	Sugar in filter cake	0.06	0.07
	Sugar in final molasses	1.12	1.15
	Sugar in Sugars	9.38	9.36
	Sugar in undetermined	0.11	0.09
	Total losses (in bagasse, filter cake, molasses and undetermined)	2.04	2.03
12-	AREA AND YIELD OF CANE IN FACTORY FARM		
	Total area of farm	Hectare	NIL
	Area under Cane	Hectare	NIL
	Average yield per hectare		
	Average Variety	a) Plant	NIL
		b) Adsal	NIL
		c) Ratoon	NIL


I hereby declare that the figures given in this return are complete and true to the best of my knowledge and belief.




(J. P. SINGH)
LAB
INCHARGE



(QASIM ALI)
CANE MANAGER



(R.K. SHARMA)
CHIEF ENGINEER



(S.S. NEGI)
CHIEF CHEMIST



(MANMOHAN SINGH)
P.C.S.
EXECUTIVE DIRECTOR

NOTE:

- a. Outstation cane means the cane weighed and purchased at centre other than at the factory gate.
- b. In case 3 massecuite system brix and purities of C Heavy and D Light molasses not to be given.
- c. for carbonation factories only.
- d. Sugar Means= direct Pol.
- e. Bagasse percent cane =100 plus added water percent cane-mixed juice (gross) percent cane.
- f. Gross season means the total number of days from the days of close both days inclusive.
- g. Duration of season. This is calculated by dividing the total hours of actual crushing by 22.

Returns in this form must be prepared for the entire working season of the factory and must be submitted so as to not later than 30 days after the date of which working season closes to the following authorities:

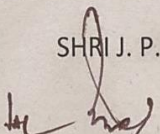
- 1- Central Excise Authorities Concerned.
- 2- Directorate of Sugar.
- 3- National Institute, Kanpur.


DOIWALA SUGAR COMPANY LTD. DOIWALA D. DUN. UTTARAKHAND

Additional information required by the Sugar Technologists' Association of India, New Delhi.

S.N.	Particulars	This Season 2017-18			Last Season 2016-17	
		Grade	Qtls.	%	Qtls.	%
1.	Grade Wise Sugar Production	M-30	256215	91.01	214225	85.61
		S-30	22190	7.88	33215	13.27
		B.S.	3135	1.11	2810	1.12
		Total	281540	100	250250	100
2.	Mill extraction	93.43			93.68	
3.	Boiling House Extraction	87.91			87.72	
4.	Overall extraction	82.13			82.18	
5.	Reduced Mill extraction					
	(a) Mittal	94.98			95.15	
	(b) Noel Deer	94.66			94.81	
6.	Reduced boiling house extraction :					
	(a) Gundu Rao	91.97			92.00	
	(b) Noel Deer	92.52			92.64	
7.	Reduced overall extraction					
	(a) Gundu Rao	87.35			87.54	
	(b) Noel Deer	87.58			87.83	
8.	Un-diluted juice lost % fibre	39.86			39.50	
9.	Virtual Purity of final Molasses	29.77			29.44	
10.	Java Ratio	79.20			80.89	
11.	Added water % fibre	268.88			267.09	
12.	Added water extraction in mixed juice % added water	80.27			75.66	
13.	Purity drop PJ-MJ	1.52			1.63	
14.	Clarification Efficiency	4.26			4.44	
15.	Rate of crushing (In tons)					
	(a) Including stoppages on 24 Hrs.	2093.35			2156.86	
	(b) Excluding stoppages on 24 Hrs.	2325.33			2396.78	
	(c) Excluding stoppages on 22 Hrs.	2131.55			2197.05	
	(d) Sanctioned capacity	2500.00			2500.00	
16.	(a) Capacity Utilization % Gross on 24 Hrs.	83.73			86.28	
	(b) Capacity utilization % Net on 24 Hrs.	93.01			95.87	
	(c) Capacity Utilization % Net on 22 Hrs.	85.26			87.88	
17.	E.R.Q.V.					
	(a) M.J./P.J	97.00			96.76	
	(b) L.M.J./P.J.	80.99			80.68	

18.	<u>Name of Officers.</u>	<u>Designation</u>	<u>Call No.</u>
	SHRI INDU DHAR BODAI (I.A.S.)	SECRETARY (SUGAR) -	MOB. No - 07251853450
	SHRI PRADEEP SINGH RAWAT	MANAGING DIRECTOR -	RESI. No - 0135-2733153
	SHRI MAN MOHAN SINGH (P.C.S.)	EXECUTIVE DIRECTOR -	RESI. No - 0135-2695006
	SHRI R. K. SHARMA	CHIEF ENGINEER -	MOB. No - 09837288536
	SHRI S.S. NEGI	CHIEF CHEMIST -	MOB. No - 08755552161
	SHRI VIJAY GOEL,	CHIEF ACCOUNTANT -	MOB. No - 08755552153
	SHRI QASIM ALI,	CANE MANAGER -	MOB. No- 09411266500,
			07351570226
	SHRI J. P. SINGH	LAB INCHARGE	09412854289


(J.P. SINGH)
LAB INCHARGE


(S.S. NEGI)
CHIEF CHEMIST