

Phone No. : 0135-2695221 (FAX)
0135-2695109
Plant Code : 02207

DOIWALA SUGAR CO. LTD.

DOIWALA

(A Undertaking of Uttarakhand Govt.)



Regd. Office.
Doiwala , Distt.- Dehradun (U.K.)

FINAL MANUFACTURING **REPORT**

R.T. 8 (C)

Season 2021-22

DOIWALA SUGAR COMPANY LIMITED, DOIWALA (DEHRADUN)

DSC/L 345

DATED: 23/05/2022
23

Secretary,
Sugar Industries & Cane Development
Uttarakhand Govt.
Dehradun

Dear Sir,

We are submitting herewith our Final Manufacturing Report R.T. 8 (C) for the season 2021-22 for your kind information and necessary record please.

Yours faithfully,

Dr. Shiv Kumar Baranwal
P.C.S
EXECUTIVE DIRECTOR

Copy of the above is forwarded to the following for information and necessary action

- 1- Chief Secretary Uttarakhand Govt. Dehradun.
- 2- Principal Secretary, Cane Development & Sugar Industries, Uttarakhand Secretariat, Dehradun.
- 3- Managing Director Uttarakhand Coop. Sugar Factories Fed. Ltd. Badripur, Near Railway Crossing Jogiwala D. Dun
- 4- Managing Director, U.P. State Sugar Corporation Ltd. Lucknow.
- 5- Additional Secretary, Village & Sugar Industry, Uttarakhand Govt. Dehradun.
- 6- Cane Commissioner, Uttarakhand. Government, Kashipur, Udham Singh Nagar (U.K.)
- 7- Additional Secretary, Sugar & Cane Development, Dehradun.
- 8- Joint Commissioner, Cane & Sugar, Kashipur, Udham Singh Nagar.
- 9- Chief Director (Sugar) Directorate of Sugar Krishi Bhawan, New Delhi.
- 10- Director National Sugar Institute, Kanpur.
- 11- Director, General Indian Sugar Mills Asso., Ansal Plaza, C-Block, II Floor, August Kranti Marg, New Delhi.
- 12- Secretary, U.P. Sugar Mills Association, Ansal Plaza, C-Block, II Floor, August Kranti Marg, New Delhi.
- 13- Secretary General A.S.T.A. India Ansal Plaza, C-Block, II Floor, August Kranti Marg, New Delhi.
- 14- Sugar Cane Inspector & Assistant Sugar Commissioner (Uttarakhand) Haldwani/Bareilly.
- 15- Excise Commissioner & Controller of Molasses, Uttarakhand, Dehradun.
- 16- Superintendent Central Excise, Dehradun.
- 17- Assistant Commissioner Central Excise, Central Zone, Dehradun.
- 18- Inspector Central Excise, Dehradun.
- 19- District Excise Office, Dehradun.
- 20- Inspector State, Excise, Dehradun.
- 21- Member Secretary U.K. Pollution Control Board, Dehradun.
- 22- Regional Officer Pollution Control Board, Dehradun.
- 23- General Manager/Executive Director, Nadehi/ Bazpur/ Kichha Sugar Mill
- 24- Maha Prabandhak, Uttarakhand Sugars, Badripur, Near Railway Crossing, Jogiwala D. dun.
- 25- Joint Director, Environment & Forest Ministry, Kendriya Bhawan, 5th Floor, Sector 'H', Aliganj, Lucknow.
- 26- Director, MOEF, CGO Complex, Lodhi Raod, New Delhi.
- 27- General Manager, Sugar mill Laksar/ Iqbalpur/ Libberheri, Haridwar. (U.K.)
- 28- All Departmental Heads, Doiwala Sugar Company Ltd., Doiwala (Dehradun).

Dr. Shiv Kumar Baranwal
P.C.S
EXECUTIVE DIRECTOR

FORM – R.T. 8 (C)

Central Excise Series No. 76

FINAL MANUFACTURING REPORT FOR THE SEASON 2021-22

RULE- 83

Name & Address of Factory

Doiwala Sugar Company Ltd., Doiwala D.dun.

Registered No. of Factory

DDN-13

Clarification Process used

Double Sulphitation

S.N.	Particulars	This Year 2021-22	Last Year 2020-21
1-	TIME ACCOUNT		
	Date of Start	24.11.2021 at 7 P.M.	30.11.2020 at 10 A.M.
	Date of Finish	24.04.2022 at 11 P.M.	11.04.2021 at 12:05 A.M.
	Duration of Season (Days)	152	132
	Total Days actual crushing	139	126
	Total hours actual crushing	3061-00	2768-40
	Total hours lost	567-00	389-25
	i) Cane Shortage	27-15	86-15
	ii) Mechanical+Electrical	309-25	114-10
	iii) General Cleaning	184-30	154-00
	iv) Process	-	-
	v) Bad Weather	14-00	1-00
	vi) Misc.	31-50	34-00
2-	CANE CRUSHED		
	i) Own Estate Cane (Qtls)	-	-
	ii) Gate Cane	1254837.08	1137266.99
	iii) Out Station Cane	1617053.76	1464927.63
	iv) Rail Cane	-	-
	v) Total	2871890.84	2602194.62
3-	JUICE & ADDED WATER:		
	Total net mixed juice obtained (Qtls)	2967324.09	2659181.31
	Average gross mixed juice% cane	103.65	102.53
	Dirt Correction% mixed juice	0.32	0.33
	Avg. net mixed juice % cane	103.32	102.19
	Avg. added water percent cane	37.17	34.96
4-	SUGAR:		
	Quantity of Sugar (Qtls)	* 266390.00	** 260160.00
	Sugar in process if any (Qtls)	(+) 723.00	(+) 168.00
	Total Sugar made (Qtls)	267113	260328
	Sugar recovered from previous season's process (Qtls)	(-) 143.00	(-) 592
	Sugar recovered from previous season's Brown Sugar (Qtls)	(-) 21.00	(-) 07.00
	Sugar recovered from previous season's BISS or Sugar from other sources (Qtls)	(-) 1673.00	(-) 2549.00
	Total net Sugar made (Qtls)	265276.00	257180.00

* This includes 2216 Qtls of Brown Sugar and 24 Qtls. Rori Sugar of above 90.20° Pol

** This includes 3165 Qtls of Brown Sugar & 30 Qtls Rori Sugar of above 90.20° Pol

Contd.....2..

hu


CS

S.N.	Particulars	This Year 2021-22	Last Year 2020-21
5-	MOLASSES:		
	Total Molasses sent out (Qtls)	131280.00	118450.00
	Molasses in process if any (Qtls)	(+) 427.00	(+) 279.00
	Total Molasses produced (Qtls)	131707.00	118729.00
	Mol. recovered from Previous season's process (Qtls)	(-) 307.00	(-) 528.00
	Molasses recovered from previous season's Brown Sugar or from Remelting (Qtls)	(-) 10.00	(-) 03.00
	Molasses recovered from Remelted sugar or other sources (BISS) (Qtls)	(-) 103.00	(-) 146.00
	Total net molasses produced (Qtls)	131287.00	118052.00
6-	RECOVERY:		
	Average recovery of sugar Percent cane	9.24	9.88
7-	AVERAGE PRODUCTION		
	Final molasses percent cane	4.57	4.54
	Bagasse percent cane	33.52	32.44
	Filter cake % cane	4.00	4.00
8-	STORE USED:		
	Coal percent cane	-	-
	i) Trial	-	-
	ii) Season	-	-
	Firewood Qtls. % cane	-	-
	i) Trial	0.016	0.02
	ii) Season	-	-
	Other Fuel % cane	-	-
	i) Trial (Loose Bagasse)Qtls. % Cane	0.203	0.22
	ii) Season	-	-
	For Previous of Season coal	-	-
	Firewood	-	-
	Lime Qtls % Cane(E.T.P)	-	-
	Lime Qtls % Cane (Process)	0.200	0.180
	Lime Stone Qtls. % Cane	-	-
	Coke Qtls. % Cane	-	-
	Sulphur Qtls. % Cane	0.06	0.06
	Lubricant Kgs. (Oil & Grease) % Cane	0.473	0.512
	Boraquate (Mill Sanitation chemical) Litres % Cane	0.031	0.008
	Filter Cloth Nos. % Cane	-	-
	Gunny Bags/ PP Bags for sugar Nos. % Cane	9.28	10.103
	Washing soda Kgs. % Cane	0.0348	0.0384
	Caustic soda Kgs. % Cane	0.573	0.611
	Hydrochloric Acid Litres % Cane	0.662	0.517
	Sodium Hydrosulphite Kgs. % Cane	0.0139	0.008
	Ammonium Bi fluoride Kgs. % Cane	0.0500	0.0484
	Bleaching Powder Kgs. % Cane	0.0017	0.008


S.N.	Particulars	This Year 2021-22	Last Year 2020-21	
9-	ANALYSIS:			
	Cane	Sugar %	11.29	11.86
		Fibre %	15.32	14.91
	Primary Juice	Sugar %	14.27	14.95
		Brix %	18.01	18.56
		Purity	79.23	80.55
	Mixed	Sugar %	10.13	10.85
		Brix %	13.05	13.77
		Purity	77.62	78.79
	Last Mill Juice	Sugar %	1.87	1.79
		Brix %	2.67	2.48
		Purity	70.04	72.18
	Clarified Juice	Sugar %	10.21	10.91
		Brix %	13.06	13.79
		Purity	78.18	79.12
	Filter Press Juice	Sugar %	-	-
		Brix %	-	-
		Purity	-	-
	Unsulphured Syrup	Sugar %	36.68	37.01
		Brix %	46.95	46.88
		Purity	78.13	78.95
	Sulphured Syrup	Sugar %	36.33	36.65
		Brix %	46.49	46.42
		Purity	78.15	78.95
	MASSECUITE A	Brix %	91.33	92.09
		Purity	84.62	84.44
	MASSECUITE B	Brix %	93.85	94.24
		Purity	70.44	70.81
	MASSECUITE C	Brix %	99.44	99.54
		Purity	49.60	50.97
	MASSECUITE D	Brix %	-	-
		Purity	-	-
	MOLASSES		-	-
	A- HEAVY	Brix %	81.71	80.76
		Purity	70.63	71.81
	A- LIGHT	Brix %	71.66	71.75
		Purity	92.09	91.05
	B- HEAVY	Brix %	83.78	80.89
		Purity	45.88	48.83
	B- LIGHT	Brix %	-	-
		Purity	-	-
	C- LIGHT	Brix %	75.44	74.35
		Purity	64.83	64.76
	D- LIGHT	Brix %	-	-
		Purity	-	-

S.N.	Particulars	This Year 2021-22	Last Year 2020-21
	SUGAR (Average):		
	Sugar (Average Sugar %(d) white	99.82	99.78
	Moisture %	0.02	0.02
	Final Molasses Sugar %	23.46	23.17
	Brix %	87.48	87.54
	Purity	26.82	26.47
	Bagasse Sugar %	2.44	2.37
	Water % Bagasse	50.82	50.77
	Fibre % Bagasse	45.70	45.95
	Filter Cake Sugar %	1.36	1.42
	Lime Kiln Gas CO ² %	-	-
	Boiler Feed Water pH	9.10	9.10
10-	MILL EXTRACTION, BOILING HOUSE EXTRACTION & OVERALL EXTRACTION		
	Mill Extraction	92.74	93.51
	Reduced Mill Extraction	94.27	94.71
	Boiling House Extraction	88.06	88.91
	Reduced Boiling House Extraction	92.69	92.73
	Overall Extraction	81.67	83.14
	Reduced Overall Extraction	87.38	87.82
11-	SUGAR BALANCE		
	Sugar in cane	11.29	11.86
	Sugar in mixed juice	10.47	11.09
	Sugar in Bagasse	0.82	0.77
	Sugar in filter cake	0.05	0.06
	Sugar in final molasses	1.07	1.05
	Sugar in Sugars	9.22	9.86
	Sugar in undetermined	0.13	0.12
	Total losses (in bagasse, filter cake, molasses and undetermined)	2.07	2.00
12-	AREA AND YIELD OF CANE IN FACTORY FARM		
	Total area of farm	Hectare	NIL
	Area under Cane	Hectare	NIL
	Average yield per hectare		
	Average Variety	a) Plant	NIL
		b) Adsal	NIL
		c) Ratoon	NIL


I here by declare that the figures given in this return are complete and true to the best of my knowledge and belief.


(Jameel Ahmad)
Lab Incharge


(P.K. Pandey)
I/c Cane Manager


(R.K. Sharma)
Chief Engineer


(P.K. Pandey)
Chief Chemist


(Dr. Shiv Kumar Baranwal)
P.C.S.
Executive Director

NOTE:

- a. Outstation cane means the cane weighed and purchased at centre other than at the factory gate.
- b. In case 3 massecuite system brix and purities of C Heavy and D Light molasses not to be given.
- c. for carbonation factories only.
- d. Sugar Means= direct Pol.
- e. Bagasse percent cane =100 plus added water percent cane-mixed juice (gross) percent cane.
- f. Gross season means the total number of days from the day of start to day of close both days inclusive.
- g. Total days actual crushing this is calculated by dividing the total hours of actual crushing by 22.

Returns in this form must be prepared for the entire working season of the factory and must be submitted so as to not later than 30 days after the date of which working season closes to the following authorities:

- 1- Central Excise Authorities Concerned.
- 2- Directorate of Sugar Delhi
- 3- National Sugar Institute, Kanpur.

DOIWALA SUGAR COMPANY LTD. DOIWALA D. DUN. UTTARAKHAND

Additional information required by the Sugar Technologists' Association of India, New Delhi.

S.N.	Particulars	This Season 2021-22			Last Season 2020-21	
		Grade	Qtls.	%	Qtls.	%
1.	Grade Wise Sugar Production	M-30	232995	87.46	216260	83.12
		S-30	31155	11.70	40705	15.65
		B.S.	2240	0.84	3195	1.23
		Total	266390	100	260160	100
2.	Mill extraction	92.74			93.51	
3.	Boiling House Extraction	88.06			88.91	
4.	Overall extraction	81.37			83.14	
5.	Reduced Mill extraction					
	(a) Mittal	94.65			94.84	
	(b) Noel Deer	94.27			94.71	
6.	Reduced boiling house extraction :					
	(a) Gundu Rao	92.02			92.16	
	(b) Noel Deer	92.69			92.73	
7.	Reduced overall extraction					
	(a) Gundu Rao	87.10			87.40	
	(b) Noel Deer	97.38			87.82	
8.	Un-diluted juice lost % fibre	42.28			38.46	
9.	Virtual Purity of final Molasses	29.29			29.18	
10.	Java Ratio	79.12			79.33	
11.	Added water % fibre	242.62			234.47	
12.	Added water extraction in mixed juice % added water	76.80			75.69	
13.	Purity drop PJ-MJ	1.61			1.76	
14.	Clarification Efficiency	3.32			2.35	
15.	Rate of crushing (In tons)					
	(a) Including stoppages on 24 Hrs.	1899.80			1977.55	
	(b) Excluding stoppages on 24 Hrs.	2251.73			2255.69	
	(c) Excluding stoppages on 22 Hrs.	2064.08			2067.72	
	(d) Sanctioned capacity (T.C.D.)	2500.00			2500.00	
16.	(a) Capacity Utilization % Gross on 24 Hrs.	75.99			79.10	
	(b) Capacity utilization % Net on 24 Hrs.	90.07			90.23	
	(c) Capacity Utilization % Net on 22 Hrs.	82.56			82.71	
17.	E.R.Q.V.					
	(a) M.J./P.J	96.82			96.61	
	(b) L.M.J./P.J.	81.86			79.36	

18.	<u>NAME OF OFFICERS.</u>	<u>DESIGNATION</u>	<u>CONTACT NO.</u>
	SHRI Vijay Kumar yadav (I.A.S.)	CHAIRMAN/SECRETARY (SUGAR)	MOBILE No. 8588882580
	SHRI Uday Raj Singh (P.C.S.)	MANAGING DIRECTOR	MOBILE No. 9450166444
	Dr. Shiv Kumar Baranwal (P.C.S.)	EXECUTIVE DIRECTOR	- MOBILE No. 8755910025
	SHRI R. K. Sharma	CHIEF ENGINEER	- MOBILE No. 9837288536
	SHRI P.K. Pandey	CHIEF CHEMIST	- MOBILE No. 9457282378
	SHRI Ashok Garg	I/c. CHIEF ACCOUNTANT	- MOBILE No. 9634712605
	SHRI Praveen Kumar Pandey	I/C. CANE MANAGER	- MOBILE No. 9457282378
	SHRI Jameel Ahmad	LAB INCHARGE	- MOBILE No. 8475011984


(Jameel Ahmad)
LAB INCHARGE


(P.K. Pandey)
CHIEF CHEMIST