

Phone No. : 0135-2695221 (FAX)  
0135-2695109

Plant Code : 02207

# **DOIWALA SUGAR CO. LTD.**

## **DOIWALA**

**(A Undertaking of Uttarakhand Govt.)**



**Regd. Office.**

**Doiwala , Distt.- Dehradun (U.K.)**

# **FINAL MANUFACTURING**

# **REPORT**

**R.T. 8 (C)**

**Season 2022-23**

**DOIWALA SUGAR COMPANY LIMITED, DOIWALA (DEHRADUN)**

DSCL/ 163


DATED: 11/05/2023

Secretary,  
Sugar Industries & Cane Development  
Uttarakhand Govt.  
Dehradun

Dear Sir,

We are submitting herewith our Final Manufacturing Report R.T. 8 (C) for the season 2022-23 for your kind information and necessary record please.

Yours faithfully,



Dinesh Pratap Singh  
P.C.S  
EXECUTIVE DIRECTOR



**Copy of the above is forwarded to the following for information and necessary action**

- 1- Chief Secretary Uttarakhand Govt. Dehradun.
- 2- Principal Secretary, Cane Development & Sugar Industries, Uttarakhand Secretariat, Dehradun.
- 3- Managing Director Uttarakhand Coop. Sugar Factories Fed. Ltd. Badripur, Near Railway Crossing Jogiwala D.Dun
- 4- Managing Director, U.P. State Sugar Corporation Ltd. Lucknow.
- 5- Additional Secretary, Village & Sugar Industry, Uttarakhand Govt. Dehradun.
- 6- Cane Commissioner, Uttarakhand. Government, Kashipur, Udham Singh Nagar (U.K.)
- 7- Additional Secretary, Sugar & Cane Development, Dehradun.
- 8- Joint Commissioner, Cane & Sugar, Kashipur, Udham Singh Nagar.
- 9- Chief Director (Sugar) Directorate of Sugar Krishi Bhawan, New Delhi.
- 10- Director National Sugar Institute, Kanpur.
- 11- Director, General Indian Sugar Mills Asso., Ansal Plaza, C-Block, II Floor, August Kranti Marg, New Delhi.
- 12- Secretary, U.P. Sugar Mills Association, Ansal Plaza, C-Block, II Floor, August Kranti Marg, New Delhi.
- 13- Secretary General A.S.T.A. India Ansal Plaza, C-Block, II Floor, August Kranti Marg, New Delhi.
- 14- Sugar Cane Inspector & Assistant Sugar Commissioner (Uttarakhand) Haldwani/Bareilly.
- 15- Excise Commissioner & Controller of Molasses, Uttarakhand, Dehradun.
- 16- Superintendent Central Excise, Dehradun.
- 17- Assistant Commissioner Central Excise, Central Zone, Dehradun.
- 18- Inspector Central Excise, Dehradun.
- 19- District Excise Office, Dehradun.
- 20- Inspector State, Excise, Dehradun.
- 21- Member Secretary U.K. Pollution Control Board, Dehradun.
- 22- Regional Officer Pollution Control Board, Dehradun.
- 23- General Manager/Executive Director, Nadehi/ Bazpur/ Kichha Sugar Mill
- 24- Maha Prabandhak, Uttarakhand Sugars, Badripur, Near Railway Crossing, Jogiwala D.dun.
- 25- Joint Director, Environment & Forest Ministry, Kendriya Bhawan, 5th Floor, Sector 'H', Aliganj, Lucknow.
- 26- Director, MOEF, CGO Complex, Lodhi Raod, New Delhi.
- 27- General Manager, Sugar mill Laksar/ Iqbalpur/ Libberheri, Haridwar. (U.K.)
- 28- All Departmental Heads, Doiwala Sugar Company Ltd., Doiwala (Dehradun).



Dinesh Pratap Singh  
P.C.S  
EXECUTIVE DIRECTOR



## FORM – R.T. 8 (C)

Central Excise Series No. 76

### FINAL MANUFACTURING REPORT FOR THE SEASON 2022-23

#### RULE- 83

Name & Address of Factory  
Registered No. of Factory  
Clarification Process used

Doiwala Sugar Company Ltd., Doiwala D.dun.  
DDN-13  
Double Sulphitation

S.N.	Particulars	This Year 2022-23	Last Year 2021-22
<b>1-</b>	<b>TIME ACCOUNT</b>		
	Date of Start	27.11.2022 at 10 A.M.	24.11.2021 at 07 P.M.
	Date of Finish	16.04.2023 at 06 A.M.	24.04.2022 at 11 P.M.
	Duration of Season (Days)	140	152
	Total Days actual crushing	145	139
	Total hours actual crushing	3191-30	3061-00
	Total hours lost	<b>164-30</b>	<b>567-00</b>
	i) Cane Shortage	16-00	27-15
	ii) Mechanical+Electrical	45-40	309-25
	iii) General Cleaning	95-00	184-30
	iv) Process	-	-
	v) Bad Weather	-	14-00
	vi) Misc.	7-50	31-50
<b>2-</b>	<b>CANE CRUSHED</b>		
	i) Own Estate Cane (Qtls)	-	-
	ii) Gate Cane	1225583.54	1254837.08
	iii) Out Station Cane	1903161.15	1617053.76
	iv) Rail Cane	-	-
	v) Total	<b>3128744.69</b>	<b>2871890.84</b>
<b>3-</b>	<b>JUICE &amp; ADDED WATER:</b>		
	Total net mixed juice obtained (Qtls)	3201733.66	2967324.09
	Average gross mixed juice% cane	102.64	103.65
	Dirt Correction% mixed juice	0.30	0.32
	Avg. net mixed juice % cane	102.33	103.32
	Avg. added water percent cane	34.86	37.17
<b>4-</b>	<b>SUGAR:</b>		
	Quantity of Sugar (Qtls)	<b>* 312715.00</b>	<b>** 266390.00</b>
	Sugar in process if any (Qtls)	(+ 678.00)	(+ 723.00)
	Total Sugar made (Qtls)	313393.00	267113.00
	Sugar recovered from previous season's process (Qtls)	(-) 633.00	(-) 143.00
	Sugar recovered from previous season's Brown Sugar (Qtls)	-	(-) 21.00
	Sugar recovered from previous season's BISS or Sugar from other sources (Qtls)	(-) 3151.00	(-) 1673.00
	Total net Sugar made (Qtls)	<b>309609.00</b>	<b>265276.00</b>

\* This includes 3805 Qtls of Brown Sugar of above 90.20° Pol

\*\* This includes 2216 Qtls of Brown Sugar & 24 Qtls Rori Sugar of above 90.20° Pol

Contd....2..

*[Signature]*

*[Signature]*



S.N.	Particulars	This Year 2022-23	Last Year 2021-22
5-	<b>MOLASSES:</b>		
	Total Molasses sent out (Qtls)	143300.00	131280.00
	Molasses in process if any (Qtls)	(+) 393.00	(+) 427.00
	Total Molasses produced (Qtls)	143693.00	131707.00
	Mol. recovered from Previous season's process (Qtls)	(-) 537.00	(-) 307.00
	Molasses recovered from previous season's Brown Sugar or from Remelting (Qtls)	-	(-) 10.00
	Molasses recovered from Remelted sugar or other sources (BISS) (Qtls)	(-) 179.00	(-) 103.00
	Total net molasses produced (Qtls)	142977.00	131287.00
6-	<b>RECOVERY:</b>		
	Average recovery of sugar Percent cane	<b>9.90</b>	<b>9.24</b>
7-	<b>AVERAGE PRODUCTION</b>		
	Final molasses percent cane	4.57	4.57
	Bagasse percent cane	32.22	33.52
	Filter cake % cane	3.74	4.00
8-	<b>STORE USED:</b>		
	Coal percent cane	-	-
	i) Trial	-	-
	ii) Season	-	-
	Firewood Qtls. % cane	-	-
	i) Trial	0.012	0.016
	ii) Season	-	-
	Other Fuel % cane	-	-
	i) Trial ( Loose Bagasse )Qtls. % Cane	0.173	0.203
	ii) Season	-	-
	For Previous of Season coal	-	-
	Firewood	-	-
	Lime Qtls % Cane( E.T.P)	-	-
	Lime Qtls % Cane (Process)	0.180	0.200
	Lime Stone Qtls. % Cane	-	-
	Coke Qtls. % Cane	-	-
	Sulphur Qtls. % Cane	0.049	0.06
	Lubricant Kgs. (Oil & Grease) % Cane Qtls.	0.466	0.473
	Boraquate (Mill Sanitation chemical) Litres % Cane	0.019	0.031
	Filter Cloth Nos. % Cane	-	-
	PP Bags for sugar in terms of 100 Kg. Nos. % Cane	9.99	9.28
	Washing soda Kgs. % Cane Qtls.	0.0368	0.0348
	Caustic soda Kgs. % Cane Qtls.	0.510	0.573
	Hydrochloric Acid Litres % Cane Qtls.	0.589	0.662
	Sodium Hydrosulphite Kgs. % Cane Qtls.	0.0160	0.0139
	Ammonium Bi fluoride Kgs. % Cane Qtls.	0.0511	0.0500
	Bleaching Powder Kgs. % Cane Qtls.	0.0056	0.0017

*for*

*Sinh...*

S.N.	Particulars	This Year 2022-23	Last Year 2021-22	
9-	<b>ANALYSIS:</b>			
	Cane	Sugar %	11.94	11.29
		Fibre %	14.88	15.32
	Primary Juice	Sugar %	14.90	14.27
		Brix %	18.52	18.01
		Purity	80.45	79.23
	Mixed	Sugar %	10.92	10.13
		Brix %	13.85	13.05
		Purity	78.84	77.62
	Last Mill Juice	Sugar %	1.92	1.87
		Brix %	2.69	2.67
		Purity	71.38	70.04
	Clarified Juice	Sugar %	11.02	10.21
		Brix %	13.86	13.06
		Purity	79.51	78.18
	Filter Press Juice	Sugar %	-	-
		Brix %	-	-
		Purity	-	-
	Unsulphured Syrup	Sugar %	38.24	36.68
		Brix %	48.22	46.95
		Purity	79.30	78.13
	Sulphured Syrup	Sugar %	38.19	36.33
		Brix %	48.14	46.49
		Purity	79.33	78.15
	MASSECUITE A	Brix %	90.72	91.33
		Purity	84.74	84.62
	MASSECUITE B	Brix %	94.37	93.85
		Purity	70.80	70.44
	MASSECUITE C	Brix %	99.06	99.44
		Purity	50.30	49.60
	MASSECUITE D	Brix %	-	-
		Purity	-	-
	<b>MOLASSES</b>		-	-
	A- HEAVY	Brix %	82.68	81.71
		Purity	71.09	70.63
	A- LIGHT	Brix %	71.32	71.66
		Purity	92.81	92.09
	B- HEAVY	Brix %	84.05	83.78
		Purity	46.72	45.88
	B- LIGHT	Brix %		-
		Purity		-
	C- LIGHT	Brix %	75.87	75.44
		Purity	62.84	64.83
	D- LIGHT	Brix %	-	-
		Purity	-	-






S.N.	Particulars	This Year 2022-23	Last Year 2021-22
	<b>SUGAR (Average):</b>		
	Sugar (Average Sugar %(d) white	99.78	99.82
	Moisture %	0.02	0.02
	Final Molasses Sugar %	24.43	23.46
	Brix %	87.51	87.48
	Purity	27.92	26.82
	Bagasse Sugar %	2.38	2.44
	Water % Bagasse	50.48	50.82
	Fibre % Bagasse	46.19	45.70
	Filter Cake Sugar %	1.36	1.36
	Lime Kiln Gas CO <sup>2</sup> %	-	-
	Boiler Feed Water pH	9.10	9.10
<b>10-</b>	<b>MILL EXTRACTION, BOILING HOUSE EXTRACTION &amp; OVERALL EXTRACTION</b>		
	Mill Extraction	93.55	92.74
	Reduced Mill Extraction	94.73	94.27
	Boiling House Extraction	88.45	88.06
	Reduced Boiling House Extraction	92.40	92.69
	Overall Extraction	82.75	81.67
	Reduced Overall Extraction	87.53	87.38
<b>11-</b>	<b>SUGAR BALANCE</b>		
	Sugar in cane	11.94	11.29
	Sugar in mixed juice	11.17	10.47
	Sugar in Bagasse	0.77	0.82
	Sugar in filter cake	0.05	0.05
	Sugar in final molasses	1.12	1.07
	Sugar in Sugars	9.88	9.22
	Sugar in undetermined	0.12	0.13
	Total losses (in bagasse, filter cake, molasses and undetermined)	2.06	2.07
<b>12-</b>	<b>AREA AND YIELD OF CANE IN FACTORY FARM</b>		
	Total area of farm	Hectare	NIL
	Area under Cane	Hectare	NIL
	<b>Average yield per hectare</b>		
	Average Variety	a) Plant	NIL
		b) Adsal	NIL
		c) Ratoon	NIL

I here by declare that the figures given in this return are complete and true to the best of my knowledge and belief.

  
Lab Incharge

  
I/c Cane Manager

  
Chief Engineer

  
Chief Chemist

  
Executive Director

**NOTE:**

- a. Outstation cane means the cane weighed and purchased at centre other than at the factory gate.
- b. In case 3 massecuite system brix and purities of C Heavy and D Light molasses not to be given.
- c. for carbonation factories only.
- d. Sugar Means= direct Pol.
- e. Bagasse percent cane =100 plus added water percent cane-mixed juice (gross) percent cane.
- f. Gross season means the total number of days from the day of start to day of close both days inclusive.
- g. Total days actual crushing this is calculated by dividing the total hours of actual crushing by 22.



Returns in this form must be prepared for the entire working season of the factory and must be submitted so as to not later than 30 days after the date of which working season closes to the following authorities:

- 1- Central Excise Authorities Concerned.
- 2- Directorate of Sugar Delhi
- 3- National Sugar Institute, Kanpur.

**DOIWALA SUGAR COMPANY LTD. DOIWALA D. DUN. UTTARAKHAND**

Additional information required by the Sugar Technologists' Association of India, New Delhi.

S.N.	Particulars	This Season 2022-23			Last Season 2021-22	
		Grade	Qtls.	%	Qtls.	%
1.	<b>Grade Wise Sugar Production</b>	<b>M-30</b>	263320	84.20	232995	87.46
		<b>S-30</b>	45590	14.58	31155	11.70
		<b>B.S.</b>	3805	1.22	2240	0.84
		<b>Total</b>	312715	100	266390	100
2.	Mill extraction	93.55			92.74	
3.	Boiling House Extraction	88.45			88.06	
4.	Overall extraction	82.75			81.67	
5.	<b>Reduced Mill extraction</b>					
	(a) Mittal	94.82			94.65	
	(b) Noel Deer	94.73			94.27	
6.	<b>Reduced boiling house extraction :</b>					
	(a) Gundu Rao	91.86			92.02	
	(b) Noel Deer	92.40			92.69	
7.	<b>Reduced overall extraction</b>					
	(a) Gundu Rao	87.10			87.10	
	(b) Noel Deer	87.53			87.38	
8.	Un-diluted juice lost % fibre	38.93			42.28	
9.	Virtual Purity of final Molasses	30.10			29.29	
10.	Java Ratio	80.13			79.12	
11.	Added water % fibre	234.27			242.62	
12.	Added water extraction in mixed juice % added water	74.24			76.80	
13.	Purity drop PJ-MJ	1.61			1.61	
14.	Clarification Efficiency	4.33			3.32	
15.	<b>Rate of crushing (In tons)</b>					
	(a) Including stoppages on 24 Hrs.	2237.50			1899.80	
	(b) Excluding stoppages on 24 Hrs.	2352.81			2251.73	
	(c) Excluding stoppages on 22 Hrs.	2156.74			2064.08	
	(d) Sanctioned capacity (T.C.D.)	2500.00			2500.00	
16.	(a) Capacity Utilization % Gross on 24 Hrs.	89.50			75.99	
	(b) Capacity utilization % Net on 24 Hrs.	94.11			90.07	
	(c) Capacity Utilization % Net on 22 Hrs.	86.27			82.56	
17.	<b>E.R.Q.V.</b>					
	(a) M.J./P.J	96.90			96.82	
	(b) L.M.J./P.J.	82.52			81.86	

18.	<u>NAME OF OFFICERS.</u>	<u>DESIGNATION</u>	<u>CONTACT NO.</u>
	SHRI Vijay Kumar yadav (I.A.S.)	CHAIRMAN/SECRETARY (SUGAR)	MOBILE No. 8588882580
	SHRI Uday Raj Singh (P.C.S.)	MANAGING DIRECTOR	MOBILE No. 9450166444
	SHRI Dinesh Pratap Singh (P.C.S.)	EXECUTIVE DIRECTOR	MOBILE No. 9193666222
	SHRI Abhishek Kumar	CHIEF ENGINEER	MOBILE No. 9557721066
	SHRI P.K. Pandey	CHIEF CHEMIST	MOBILE No. 9457282378
	SHRI Sarvjeet Singh	I/c. CHIEF ACCOUNTANT	MOBILE No. 9219758821
	SHRI Praveen Kumar Pandey	I/C. CANE MANAGER	MOBILE No. 9457282378
	SHRI Jameel Ahmad	LAB INCHARGE	MOBILE No. 8475011984
	 (Jameel Ahmad) LAB INCHARGE		 (P.K. Pandey) CHIEF CHEMIST