

Phone No. : 0135-2695221 (FAX)
0135-2695109
Plant Code : 02207

DOIWALA SUGAR CO. LTD.

DOIWALA

(A Undertaking of Uttarakhand Govt.)



Regd. Office.
Doiwala , Distt.- Dehradun (U.K.)

FINAL MANUFACTURING

REPORT

R.T. 8 (C)

Season 2025-26

DOIWALA SUGAR COMPANY LIMITED, DOIWALA (DEHRADUN)

DSCLI 1672

DATED: 24/03/2026

Secretary,
Sugar Industries & Cane Development
Uttarakhand Govt.
Dehradun

Dear Sir,


We are submitting herewith our Final Manufacturing Report R.T. 8 (C) for the season 2025-26 for your kind information and necessary record.

Yours faithfully,

Dinesh Pratap Singh
P.C.S
EXECUTIVE DIRECTOR

Copy of the above is forwarded to the following for information and necessary action

- 1- Chief Secretary Uttarakhand Govt. Dehradun.
- 2- Principal Secretary, Cane Development & Sugar Industries, Uttarakhand Secretariat, Dehradun.
- 3- Managing Director Uttarakhand Coop. Sugar Factories Fed. Ltd. Badripur, Near Railway Crossing Jogiwala D.Dun.
- 4- Managing Director, U.P. State Sugar Corporation Ltd. Lucknow.
- 5- Additional Secretary, Village & Sugar Industry, Uttarakhand Govt. Dehradun.
- 6- Cane Commissioner, Uttarakhand. Government, Kashipur, Udham Singh Nagar (U.K.)
- 7- Additional Secretary, Sugar & Cane Development, Dehradun.
- 8- Joint Commissioner, Cane & Sugar, Kashipur, Udham Singh Nagar.
- 9- Chief Director (Sugar) Directorate of Sugar Krishi Bhawan, New Delhi.
- 10- Director National Sugar Institute, Kanpur.
- 11- Director, General Indian Sugar Mills Asso., Ansal Plaza, C-Block, II Floor, August Kranti Marg, New Delhi.
- 12- Secretary, U.P. Sugar Mills Association, Ansal Plaza, C-Block, II Floor, August Kranti Marg, New Delhi.
- 13- Secretary General A.S.T.A. India Ansal Plaza, C-Block, II Floor, August Kranti Marg, New Delhi.
- 14- Sugar Cane Inspector & Assistant Sugar Commissioner (Uttarakhand) Haldwani/Bareilly.
- 15- Excise Commissioner & Controller of Molasses, Uttarakhand, Dehradun.
- 16- Superintendent Central Excise, Dehradun.
- 17- Assistant Commissioner Central Excise, Central Zone, Dehradun.
- 18- Inspector Central Excise, Dehradun.
- 19- District Excise Office, Dehradun.
- 20- Inspector State, Excise, Dehradun.
- 21- Member Secretary U.K. Pollution Control Board, Dehradun.
- 22- Regional Officer Pollution Control Board, Dehradun.
- 23- General Manager/Executive Director, Nadehi/ Bazpur/ Kichha Sugar Mill
- 24- Maha Prabandhak, Uttarakhand Sugars, Badripur, Near Railway Crossing, Jogiwala D.dun.
- 25- Joint Director, Environment & Forest Ministry, Kendriya Bhawan, 5th Floor, Sector 'H', Aliganj, Lucknow.
- 26- Director, MOEF, CGO Complex, Lodhi Raod, New Delhi.
- 27- General Manager, Sugar mill Laksar/ Iqbalpur/ Libberheri, Haridwar. (U.K.)
- 28- All Departmental Heads, Doiwala Sugar Company Ltd., Doiwala (Dehradun).


Dinesh Pratap Singh
P.C.S
EXECUTIVE DIRECTOR

FORM – R.T. 8 (C)

Central Excise Series No. 76

FINAL MANUFACTURING REPORT FOR THE SEASON 2025-26

RULE- 83

Name & Address of Factory

Doiwala Sugar Company Ltd., Doiwala D.dun.

Registered No. of Factory

DDN-13

Clarification Process used

Double Sulphitation

| S.N. | Particulars | This Year 2025-26 | Last Year 2024-25 |
|-----------|--|--------------------------|--------------------------|
| 1- | TIME ACCOUNT | | |
| | Date of Start | 22.11.2025 at 04:00 P.M. | 23.11.2024 at 11:00 A.M. |
| | Date of Finish | 27.02.2026 at 08:30 P.M. | 04.04.2025 at 11:50 P.M. |
| | Duration of Season (Days) | 98 | 133 |
| | Total Days actual crushing | 99 | 137 |
| | Total hours actual crushing | 2177-30 | 3012-50 |
| | Total hours lost | 155-00 | 168-00 |
| | i) Cane Shortage | 63-20 | 36-00 |
| | ii) Mechanical+Electrical | 33-40 | 27-00 |
| | iii) General Cleaning | 51-00 | 85-00 |
| | iv) Process | - | - |
| | v) Bad Weather | 5-00 | - |
| | vi) Misc. | 2-00 | 20-00 |
| 2- | CANE CRUSHED (Qtls.) | | |
| | i) Own Estate Cane | - | - |
| | ii) Gate Cane | 864356.83 | 1124877.62 |
| | iii) Out Station Cane | 995579.75 | 1671537.40 |
| | iv) Rail Cane | - | - |
| | v) Total | 1859936.58 | 2796415.02 |
| 3- | JUICE & ADDED WATER: | | |
| | Total net mixed juice obtained (Qtls) | 1881541.60 | 2892712.67 |
| | Average gross mixed juice% cane | 101.49 | 103.78 |
| | Dirt Correction% mixed juice | 0.321 | 0.323 |
| | Avg. net mixed juice % cane | 101.16 | 103.44 |
| | Avg. added water percent cane | 35.12 | 36.64 |
| 4- | SUGAR: | | |
| | Number of Sugar Bags (50 Kg) | 341630 | 548940 |
| | Quantity of Sugar (Qtls) | * 170815.00 | ** 274470.00 |
| | Sugar in process if any (Qtls) | (+ 305.00) | (+ 310.00) |
| | Total Sugar made (Qtls) | 171120.00 | 274780.00 |
| | Sugar recovered from previous season's process (Qtls) | (-) 252.00 | (-) 259.00 |
| | Sugar recovered from previous season's Brown Sugar (Qtls) | - | (-) 693.00 |
| | Sugar recovered from previous season's BISS or Sugar from other sources (Qtls) | (-) 1318.00 | (-) 1287.00 |
| | Total net Sugar made (Qtls) | 169550.00 | 272541.00 |

* This includes 3885 Qtls of Brown Sugar of above 90.20° Pol.

** This includes 3170 Qtls of Brown Sugar of above 90.20° Pol.

Contd....2..

[Signature]

[Signature]

[Signature]

[Signature]

[Signature]

| S.N. | Particulars | This Year 2025-26 | Last Year 2024-25 |
|-----------|--|-------------------|-------------------|
| 5- | MOLASSES: | | |
| | Total Molasses sent out (Qtls) | 87960.00 | 123109.00 |
| | Molasses in process if any (Qtls) | (+) 281.00 | (+) 225.00 |
| | Total Molasses produced (Qtls) | 88241.00 | 123334.00 |
| | Mol. recovered from Previous season's process (Qtls) | (-) 291.00 | (-) 315.00 |
| | Molasses recovered from previous season's Brown Sugar or from Remelting (Qtls) | - | (-) 356.00 |
| | Molasses recovered from Remelted sugar or other sources (BISS) (Qtls) | (-) 83.00 | (-) 80.00 |
| | Total net molasses produced (Qtls) | 87867.00 | 122583.00 |
| 6- | RECOVERY: | | |
| | Average recovery of sugar Percent cane | 9.12 | 9.75 |
| 7- | AVERAGE PRODUCTION | | |
| | Final molasses percent cane | 4.72 | 4.38 |
| | Bagasse percent cane | 33.63 | 32.87 |
| | Filter cake % cane | 4.34 | 4.29 |
| 8- | STORE USED: | | |
| | Coal percent cane | - | - |
| | i) Trial | - | - |
| | ii) Season | - | - |
| | Firewood Qtls. % cane | - | - |
| | i) Trial | 0.006 | 0.004 |
| | ii) Season | - | - |
| | Other Fuel % cane | - | - |
| | i) Trial (Loose Bagasse)Qtls. % Cane | 0.144 | 0.046 |
| | ii) Season | - | - |
| | For Previous of Season coal | - | - |
| | Firewood | - | - |
| | Lime Qtls % Cane(E.T.P) | - | - |
| | Lime Qtls % Cane (Process) | 0.200 | 0.199 |
| | Lime Stone Qtls. % Cane | - | - |
| | Coke Qtls. % Cane | - | - |
| | Sulphur Qtls. % Cane | 0.060 | 0.060 |
| | Lubricant Kgs. (Oil & Grease) % Cane Qtls. | 0.633 | 0.525 |
| | Boraquate (Mill Sanitation chemical) kgs. % Cane | 0.018 | 0.014 |
| | Gunny Bags for sugar in terms of 100 Kg. Nos. % Cane | - | 0.90 |
| | PP Bags for sugar in terms of 100 Kg. Nos. % Cane | 9.18 | 8.92 |
| | Washing soda Kgs. % Cane Qtls. | 0.0565 | 0.0465 |
| | Caustic soda Kgs. % Cane Qtls. | 0.7446 | 0.6370 |
| | Hydrochloric Acid kgs. % Cane Qtls. | 0.7430 | 0.5980 |
| | Sodium Hydrosulphite Kgs. % Cane Qtls. | - | 0.0161 |
| | Ammonium Bi fluoride Kgs. % Cane Qtls. | 0.0452 | 0.0476 |
| | Bleaching Powder Kgs. % Cane Qtls. | 0.0054 | 0.0045 |
| | | | |
| | | | |

[Signature]

[Signature]

[Signature]

[Signature]


[Signature]

Contd...3...


| S.N. | Particulars | This Year 2025-26 | Last Year 2024-25 |
|------|--------------------|-------------------|-------------------|
| 9- | ANALYSIS: | | |
| | Cane | | |
| | Sugar % | 11.23 | 11.75 |
| | Fibre % | 15.46 | 15.07 |
| | Primary Juice | | |
| | Sugar % | 14.08 | 14.61 |
| | Brix % | 17.78 | 18.22 |
| | Purity | 79.19 | 80.19 |
| | Mixed | | |
| | Sugar % | 10.27 | 10.58 |
| | Brix % | 13.25 | 13.46 |
| | Purity | 77.51 | 78.60 |
| | Last Mill Juice | | |
| | Sugar % | 2.13 | 2.15 |
| | Brix % | 3.04 | 3.00 |
| | Purity | 70.07 | 71.67 |
| | Clarified Juice | | |
| | Sugar % | 10.33 | 10.66 |
| | Brix % | 13.23 | 13.45 |
| | Purity | 78.08 | 79.26 |
| | Filter Press Juice | | |
| | Sugar % | - | - |
| | Brix % | - | - |
| | Purity | - | - |
| | Unsulphured Syrup | | |
| | Sugar % | - | - |
| | Brix % | - | - |
| | Purity | - | - |
| | Sulphured Syrup | | |
| | Sugar % | 38.63 | 38.21 |
| | Brix % | 49.68 | 48.34 |
| | Purity | 77.76 | 79.04 |
| | MASSECUITE A | | |
| | Brix % | 91.52 | 91.56 |
| | Purity | 84.78 | 84.87 |
| | MASSECUITE B | | |
| | Brix % | 96.01 | 95.37 |
| | Purity | 69.46 | 69.99 |
| | MASSECUITE C | | |
| | Brix % | 100.75 | 100.03 |
| | Purity | 50.54 | 49.07 |
| | MASSECUITE D | | |
| | Brix % | - | - |
| | Purity | - | - |
| | MOLASSES | | |
| | A- HEAVY | | |
| | Brix % | 83.04 | 82.43 |
| | Purity | 70.98 | 71.22 |
| | A- LIGHT | | |
| | Brix % | 73.26 | 72.72 |
| | Purity | 92.56 | 92.49 |
| | B- HEAVY | | |
| | Brix % | 83.92 | 84.17 |
| | Purity | 45.48 | 45.66 |
| | B- LIGHT | | |
| | Brix % | - | - |
| | Purity | - | - |
| | C- LIGHT | | |
| | Brix % | 76.94 | 76.10 |
| | Purity | 62.33 | 64.28 |
| | D- LIGHT | | |
| | Brix % | - | - |
| | Purity | - | - |


| S.N. | Particulars | This Year 2025-26 | Last Year 2024-25 |
|------------|---|-------------------|-------------------|
| | SUGAR (Average): | | |
| | Sugar (Average Sugar %(d) white | 99.74 | 99.79 |
| | Moisture % | 0.02 | 0.02 |
| | Final Molasses Sugar % | 24.16 | 23.55 |
| | Brix % | 87.34 | 87.88 |
| | Purity | 27.66 | 26.80 |
| | Bagasse Sugar % | 2.48 | 2.46 |
| | Water % Bagasse | 50.48 | 50.73 |
| | Fibre % Bagasse | 45.97 | 45.84 |
| | Filter Cake Sugar % | 1.49 | 1.43 |
| | Lime Kiln Gan CO ² % | - | - |
| | Boiler Feed Water pH | 9.10 | 9.10 |
| 10- | MILL EXTRACTION, BOILING HOUSE EXTRACTION & OVERALL EXTRACTION | | |
| | Mill Extraction | 92.52 | 93.11 |
| | Reduced Mill Extraction | 94.16 | 94.45 |
| | Boiling House Extraction | 87.58 | 88.94 |
| | Reduced Boiling House Extraction | 92.44 | 92.83 |
| | Overall Extraction | 81.03 | 82.81 |
| | Reduced Overall Extraction | 87.04 | 87.68 |
| 11- | SUGAR BALANCE | | |
| | Sugar in cane | 11.23 | 11.75 |
| | Sugar in mixed juice | 10.39 | 10.94 |
| | Sugar in Bagasse | 0.84 | 0.81 |
| | Sugar in filter cake | 0.06 | 0.06 |
| | Sugar in final molasses | 1.14 | 1.03 |
| | Sugar in Sugars | 9.10 | 9.73 |
| | Sugar in undetermined | 0.09 | 0.12 |
| | Total losses (in bagasse, filter cake, molasses and undetermined) | 2.13 | 2.02 |
| 12- | AREA AND YIELD OF CANE IN FACTORY FARM | | |
| | Total area of farm Hectare | | NIL |
| | Area under Cane Hectare | NIL | NIL |
| | Average yield per hectare | | |
| | Average Variety a) Plant | NIL | NIL |
| | b) Adsal | NIL | NIL |
| | c) Ratoon | NIL | NIL |

I here by declare that the figures given in this return are complete and true to the best of my knowledge and belief.


Lab Incharge


Cane Manager


Chief Engineer


I/c Chief Chemist


Executive Director

NOTE:

- a. Outstation cane means the cane weighed and purchased at centre other than at the factory gate.
- b. In case 3 massecuite system brix and purities of C Heavy and D Light molasses not to be given.
- c. for carbonation factories only.
- d. Sugar Means= direct Pol.
- e. Bagasse percent cane =100 plus added water percent cane-mixed juice (gross) percent cane.
- f. Gross season means the total number of days from the day of start to day of close both days inclusive.
- g. Total days actual crushing this is calculated by dividing the total hours of actual crushing by 22.

Returns in this form must be prepared for the entire working season of the factory and must be submitted so as to not later than 30 days after the date of which working season closes to the following authorities:


- 1- Central Excise Authorities Concerned.
- 2- Directorate of Sugar Delhi
- 3- National Sugar Institute, Kanpur.

DOIWALA SUGAR COMPANY LTD. DOIWALA D. DUN. UTTARAKHAND

Additional information required by the Sugar Technologists' Association of India, New Delhi.

| S.N. | Particulars | This Season 2025-26 | | | Last Season 2024-25 | |
|------|---|---------------------|----------------------------|-------|---------------------|-------|
| | | Grade | Qtls. | % | Qtls. | % |
| 1. | Grade Wise Sugar Production | M-30 | 148240 | 86.78 | 253330 | 92.30 |
| | | S-30 | 18690 | 10.94 | 17970 | 6.55 |
| | | B.S. | 3885 | 2.28 | 3170 | 1.15 |
| | | Total | 170815 | 100 | 274470 | 100 |
| 2. | Mill extraction | | 92.52 | | 93.11 | |
| 3. | Boiling House Extraction | | 87.58 | | 88.94 | |
| 4. | Overall extraction | | 81.03 | | 82.81 | |
| 5. | Reduced Mill extraction | | | | | |
| | (a) Mittal | | 94.57 | | 94.63 | |
| | (b) Noel Deer | | 94.16 | | 94.45 | |
| 6. | Reduced boiling house extraction : | | | | | |
| | (a) Gundu Rao | | 92.23 | | 92.25 | |
| | (b) Noel Deer | | 92.44 | | 92.83 | |
| 7. | Reduced overall extraction | | | | | |
| | (a) Gundu Rao | | 87.22 | | 87.30 | |
| | (b) Noel Deer | | 87.04 | | 87.68 | |
| 8. | Un-diluted juice lost % fibre | | 43.43 | | 41.43 | |
| 9. | Virtual Purity of final Molasses | | 29.98 | | 28.88 | |
| 10. | Java Ratio | | 79.76 | | 80.42 | |
| 11. | Added water % fibre | | 227.17 | | 243.13 | |
| 12. | Added water extraction in mixed juice % added water | | 73.63 | | 74.00 | |
| 13. | Purity drop PJ-MJ | | 1.68 | | 1.59 | |
| 14. | Clarification Efficiency | | 3.65 | | 4.36 | |
| 15. | Rate of crushing (In tons) | | | | | |
| | (a) Including stoppages on 24 Hrs. | | 1913.80 | | 2110.00 | |
| | (b) Excluding stoppages on 24 Hrs. | | 2049.99 | | 2227.61 | |
| | (c) Excluding stoppages on 22 Hrs. | | 1879.16 | | 2041.97 | |
| | (d) Sanctioned capacity (T.C.D.) | | 2500.00 | | 2500.00 | |
| 16. | (a) Capacity Utilization % Gross on 24 Hrs. | | 76.55 | | 84.40 | |
| | (b) Capacity utilization % Net on 24 Hrs. | | 82.00 | | 89.10 | |
| | (c) Capacity Utilization % Net on 22 Hrs. | | 75.17 | | 81.68 | |
| 17. | E.R.Q.V. | | | | | |
| | (a) M.J./P.J | | 96.68 | | 96.92 | |
| | (b) L.M.J./P.J. | | 81.98 | | 83.49 | |
| 18. | NAME OF OFFICERS. | | DESIGNATION | | CONTACT NO. | |
| | SHRI Ranvir Singh Chauhan (I.A.S.) | | CHAIRMAN/SECRETARY (SUGAR) | | - | |
| | SHRI Prakash Chandra Dumka (P.C.S.) | | MANAGING DIRECTOR | | - | |
| | SHRI Dinesh Pratap Singh (P.C.S.) | | EXECUTIVE DIRECTOR | | 9193666222 | |
| | SHRI Lekhram Tanwar | | CHIEF ENGINEER | | 9896267031 | |
| | SHRI Ashutosh Agnihotri | | I/c CHIEF CHEMIST | | 9455133707 | |
| | SHRI Sarvjeet Singh | | I/c CHIEF ACCOUNTANT | | 9219758821 | |
| | SHRI Sidharth Dixit | | CHIEF CANE MANAGER | | 9452343496 | |
| | SHRI Jameel Ahmed | | LAB INCHARGE | | 8475011984 | |


(JAMEEL AHMED)
LAB INCHARGE


(ASHUTOSH AGNIHOTRI)
I/c CHIEF CHEMIST