

Phone : 0135-2695221 (FAX)
0135-2695109

DOIWALA SUGAR CO. LTD.

DOIWALA

(A Undertaking of Uttarakhand Govt.)



Regd. Office.
Doiwala , Distt.- Dehradun (U.K.)

FINAL MANUFACTURING **REPORT**

R.T. 8 (C)

Season 2018-19

DOIWALA SUGAR COMPANY LIMITED, DOIWALA (DEHRADUN)

DSC/L 304


DATED 21/05/2019

Secretary,
Sugar Industries & Cane Development
Uttarakhand Govt.
Dehradun

Dear Sir,

We are submitting herewith our Final Manufacturing Report R.T. 8 (C) for the season 2018-19 for your kind information and necessary record please.

Yours faithfully,


MANMOHAN SINGH
P.C.S
EXECUTIVE DIRECTOR

Copy of the above is forwarded to the following for information and necessary action

- 1- Chief Secretary Uttarakhand Govt. Dehradun.
- 2- Principal Secretary, Cane Development & Sugar Industries, Uttarakhand Secretariat, Dehradun.
- 3- Managing Director Uttarakhand Coop. Sugar Factories Fed. Ltd. Badripur, Near Railway Crossing Jogiwala D. Dun
- 4- Managing Director, U.P. State Sugar Corporation Ltd. Lucknow.
- 5- Additional Secretary, Village & Sugar Industry, Uttarakhand Govt. Dehradun.
- 6- Cane Commissioner, Uttarakhand. Government, Kashipur, Udham Singh Nagar (U.K.)
- 7- Additional Secretary, Sugar & Cane Development, Dehradun.
- 8- Joint Commissioner, Cane & Sugar, Kashipur, Udham Singh Nagar.
- 9- Chief Director (Sugar) Directorate of Sugar Krishi Bhawan, New Delhi.
- 10- Director National Sugar Institute, Kanpur.
- 11- Director, General Indian Sugar Mills Asso., Ansal Plaza, C-Block, II Floor, August Kranti Marg, New Delhi.
- 12- Secretary, U.P. Sugar Mills Association, Ansal Plaza, C-Block, II Floor, August Kranti Marg, New Delhi.
- 13- Secretary General A.S.T.A. India Ansal Plaza, C-Block, II Floor, August Kranti Marg, New Delhi.
- 14- Sugar Cane Inspector & Assistant Sugar Commissioner (Uttarakhand) Haldwani/Bareilly.
- 15- Excise Commissioner & Controller of Molasses, Uttarakhand, Dehradun.
- 16- Superintendent Central Excise, Dehradun.
- 17- Assistant Commissioner Central Excise, Central Zone, Dehradun.
- 18- Inspector Central Excise, Dehradun.
- 19- District Excise Office, Dehradun.
- 20- Inspector State, Excise, Dehradun.
- 21- Member Secretary U.K. Pollution Control Board, Dehradun.
- 22- Regional Officer Pollution Control Board, Dehradun.
- 23- General Manager/Executive Director, Nadehi/ Bazpur/ Kichha Sugar Mill
- 24- Maha Prabandhak, Uttarakhand Sugars, Badripur, Near Railway Crossing, Jogiwala D. Dun.
- 25- Joint Director, Environment & Forest Ministry, Kendriya Bhawan, 5th Floor, Sector 'H', Aliganj, Lucknow.
- 26- Director, MOEF, CGO Complex, Lodhi Raod, New Delhi.
- 27- General Manager, Sugar mill Laksar/ Iqbalpur/ Libberheri, Haridwar. (U.K.)
- 28- All Departmental Heads, Doiwala Sugar Company Ltd., Doiwala (Dehradun).


MANMOHAN SINGH
P.C.S
EXECUTIVE DIRECTOR



FORM – R.T. 8 (C)

Central Excise Series No. 76

FINAL MANUFACTURING REPORT FOR THE SEASON 2018-19

RULE- 83

Name & Address of Factory

Doiwala Sugar Company Ltd., Doiwala D.dun.

Registered No. of Factory

Clarification Process used

Double Sulphitation

S.N.	Particulars	This Year 2018-19	Last Year 2017-18
1-	TIME ACCOUNT		
	Date of Start	12.12.2018 at 11-00 P.M.	29.11.2017 at 10-00 P.M.
	Date of Finish	29.04.2019 at 11-15 P.M.	20.04.2018 at 2-00 A.M.
	Duration of Season (Days)	139	142
	Total Days actual crushing	126	139
	Total hours actual crushing	2782-10	3050-00
	Total hours lost	533-05	338-00
	i) Cane Shortage	98-35	23-35
	ii) Mechanical+Electrical	206-55	151-25
	iii) General Cleaning	153-15	154-45
	iv) Process	6-25	-
	v) Bad Weather	17-20	0-50
	vi) Misc.	50-35	7-25
2-	CANE CRUSHED		
	i) Own Estate Cane (Qtls)	-	-
	ii) Gate Cane	1083324.10	1263778.75
	iii) Out Station Cane	1660372.39	1691327.71
	iv) Rail Cane	-	-
	v) Total	2743696.49	2955106.46
3-	JUICE & ADDED WATER:		
	Total net mixed juice obtained (Qtls)	2875851.77	3180013.85
	Average gross mixed juice% cane	105.14	107.96
	Dirt Correction% mixed juice	0.307	0.32
	Avg. net mixed juice % cane	104.82	107.61
	Avg. added water percent cane	36.70	40.17
4-	SUGAR:		
	Quantity of Sugar (Qtls)	*275730	**281540
	Sugar in process if any (Qtls)	(+ 200)	(+ 200)
	Total Sugar made (Qtls)	275930	281740
	Sugar recovered from previous season's process (Qtls)	(-) 170	(-) 209
	Sugar recovered from previous season's Brown Sugar (Qtls)	(-) 2223	(-) 1990
	Sugar recovered from previous season's BISS or Sugar from other sources (Qtls)	(-) 1340	(-) 1778
	Total net Sugar made (Qtls)	272197	277763

* This includes 2700 Qtls of Brown Sugar of 90.20° Pol

** This includes 3115 Qtls of Brown Sugar of 90.20° Pol

Contd....2..






S.N.	Particulars	This Year 2018-19	Last Year 2017-18
5-	MOLASSES:		
	Total Molasses sent out (Qtls)	129020	137560
	Molasses in process if any (Qtls)	(+) 124	(+) 231
	Total Molasses produced (Qtls)	129144	137791
	Mol. recovered from Previous season's process (Qtls)	(-) 266	(-) 483
	Molasses recovered from previous season's Brown Sugar or from Remelting (Qtls)	(-) 1094	(-) 983
	Molasses recovered from Remelted sugar or other sources (BISS) (Qtls)	(-) 66	(-) 90
	Total net molasses produced (Qtls)	127718	136235
6-	RECOVERY:		
	Average recovery of sugar Percent cane	9.92	9.40
7-	AVERAGE PRODUCTION		
	Final molasses percent cane	4.66	4.61
	Bagasse percent cane	31.56	32.21
	Filter cake % cane	4.00	4.00
8-	STORE USED:		
	Coal percent cane	-	-
	i) Trial	-	-
	ii) Season	-	-
	Firewood Qtls. % cane	-	-
	i) Trial	0.01	0.008
	ii) Season	-	-
	Other Fuel % cane	-	-
	i) Trial (Loose Bagasse)Qtls. % Cane	0.19	0.23
	ii) Season	-	-
	For Previous of Season coal	-	-
	Firewood	-	-
	Lime Qtls % Cane(E.T.P)	-	-
	Lime Qtls % Cane (Process)	0.20	0.20
	Lime Stone Qtls. % Cane	-	-
	Coke Qtls. % Cane	-	-
	Sulphur Qtls. % Cane	0.06	0.057
	Lubricant Kgs. (Oil & Grease) % Cane	0.48	0.526
	Boraquate (Mill Sanitation chemical) Litres % Cane	0.01	0.03
	Filter Cloth Nos. % Cane	-	-
	Gunny Bags/ PP Bags for sugar Nos. % Cane	10.045	9.63
	Washing soda Kgs. % Cane	0.04	0.03
	Caustic soda Kgs. % Cane	0.608	0.506
	Hydrochloric Acid Litres % Cane	0.58	0.27
	Sodium Hydrosulphite Kgs. % Cane	0.01	0.015
	Ammonium Bi fluoride Kgs. % Cane	0.04	0.038
	Bleaching Powder Kgs. % Cane	0.0018	0.0034

Contd...3....

S.N.	Particulars	This Year 2018-19	Last Year 2017-18	
9-	ANALYSIS:			
	Cane	Sugar %	12.00	11.42
		Fibre %	14.46	14.94
	Primary Juice	Sugar %	15.07	14.42
		Brix %	18.85	18.18
		Purity	79.95	79.32
	Mixed	Sugar %	10.70	9.92
		Brix %	13.65	12.75
		Purity	78.39	77.80
	Last Mill Juice	Sugar %	1.81	1.70
		Brix %	2.57	2.44
		Purity	70.43	69.67
	Clarified Juice	Sugar %	10.77	10.02
		Brix %	13.66	12.78
		Purity	78.84	78.40
	Filter Press Juice	Sugar %	-	-
		Brix %	-	-
		Purity	-	-
	Unsulphured Syrup	Sugar %	37.73	35.71
		Brix %	47.84	45.53
		Purity	78.87	78.43
	Sulphured Syrup	Sugar %	-	-
		Brix %	-	-
		Purity	-	-
	MASSECUITE A	Brix %	94.19	94.02
		Purity	84.55	84.32
	MASSECUITE B	Brix %	96.27	95.91
		Purity	69.85	68.78
	MASSECUITE C	Brix %	100.96	100.84
		Purity	49.68	49.15
	MASSECUITE D	Brix %	-	-
		Purity	-	-
	MOLASSES		-	-
	A- HEAVY	Brix %	84.61	84.64
		Purity	69.78	68.09
	A- LIGHT	Brix %	73.55	73.38
		Purity	90.21	90.87
	B- HEAVY	Brix %	83.03	83.30
		Purity	46.55	44.45
	B- LIGHT	Brix %	-	-
		Purity	-	-
	C- LIGHT	Brix %	77.78	77.50
		Purity	62.88	61.07
	D- LIGHT	Brix %	-	-
		Purity	-	-

S.N.	Particulars	This Year 2018-19	Last Year 2017-18
	SUGAR (Average):		
	Sugar (Average Sugar %(d) white	99.81	99.79
	Moisture %	0.02	0.02
	Final Molasses Sugar %	-	-
	Brix %	89.09	88.50
	Purity	27.34	27.49
	Bagasse Sugar %	2.47	2.34
	Water % Bagasse	50.68	50.27
	Fibre % Bagasse	45.81	46.37
	Filter Cake Sugar %	1.62	1.60
	Lime Kiln Gan CO ² %	-	-
	Boiler Feed Water pH	9.10	9.10
10-	MILL EXTRACTION, BOILING HOUSE EXTRACTION & OVERALL EXTRACTION		
	Mill Extraction	93.50	93.43
	Reduced Mill Extraction	94.51	94.66
	Boiling House Extraction	88.24	87.91
	Reduced Boiling House Extraction	92.47	92.52
	Overall Extraction	82.50	82.13
	Reduced Overall Extraction	87.39	87.58
11-	SUGAR BALANCE		
	Sugar in cane	12.00	11.42
	Sugar in mixed juice	11.22	10.67
	Sugar in Bagasse	0.78	0.75
	Sugar in filter cake	0.07	0.06
	Sugar in final molasses	1.14	1.12
	Sugar in Sugars	9.90	9.38
	Sugar in undetermined	0.11	0.11
	Total losses (in bagasse, filter cake, molasses and undetermined)	2.10	2.04
12-	AREA AND YIELD OF CANE IN FACTORY FARM		
	Total area of farm Hectare	NIL	NIL
	Area under Cane Hectare	NIL	NIL
	Average yield per hectare		
	Average Variety a) Plant	NIL	NIL
	b) Adsal	NIL	NIL
	c) Ratoon	NIL	NIL

I hereby declare that the figures given in this return are complete and true to the best of my knowledge and belief.

 (J. P. SINGH) LAB INCHARGE
 (QASIM ALI) CANE MANAGER
 (R.K. SHARMA) CHIEF ENGINEER
 (S.S. NEGI) CHIEF CHEMIST
 (MANMOHAN SINGH) P.C.S. EXECUTIVE DIRECTOR

NOTE:

- a. Outstation cane means the cane weighed and purchased at centre other than at the factory gate.
- b. In case 3 massecuite system brix and purities of C Heavy and D Light molasses not to be given.
- c. for carbonation factories only.
- d. Sugar Means= direct Pol.
- e. Bagasse percent cane =100 plus added water percent cane-mixed juice (gross) percent cane.
- f. Gross season means the total number of days from the days of close both days inclusive.
- g. Duration of season. This is calculated by dividing the total hours of actual crushing by 22.

Returns in this form must be prepared for the entire working season of the factory and must be submitted so as to not later than 30 days after the date of which working season closes to the following authorities:

- 1- Central Excise Authorities Concerned.
- 2- Directorate of Sugar Delhi
- 3- National Sugar Institute, Kanpur.

DOIWALA SUGAR COMPANY LTD. DOIWALA D. DUN. UTTARAKHAND

Additional information required by the Sugar Technologists' Association of India, New Delhi.

S.N.	Particulars	This Season 2018-19			Last Season 2017-18	
		Grade	Qtls.	%	Qtls.	%
1.	Grade Wise Sugar Production	M-30	241310	87.52	256215	91.01
		S-30	31720	11.50	22190	7.88
		B.S.	2700	0.98	3135	1.11
		Total	275730	100	281540	100
2.	Mill extraction	93.50			93.43	
3.	Boiling House Extraction	88.24			87.91	
4.	Overall extraction	82.50			82.13	
5.	Reduced Mill extraction					
	(a) Mittal	94.61			94.98	
	(b) Noel Deer	94.51			94.66	
6.	Reduced boiling house extraction :					
	(a) Gundu Rao	91.85			91.97	
	(b) Noel Deer	92.47			92.52	
7.	Reduced overall extraction					
	(a) Gundu Rao	86.65			87.35	
	(b) Noel Deer	87.39			87.58	
8.	Un-diluted juice lost % fibre	40.76			39.86	
9.	Virtual Purity of final Molasses	29.91			29.77	
10.	Java Ratio	79.63			79.20	
11.	Added water % fibre	253.80			268.88	
12.	Added water extraction in mixed juice % added water	79.91			80.27	
13.	Purity drop PJ-MJ	1.56			1.52	
14.	Clarification Efficiency	3.24			4.26	
15.	Rate of crushing (In tons)					
	(a) Including stoppages on 24 Hrs.	1986.24			2093.35	
	(b) Excluding stoppages on 24 Hrs.	2366.81			2325.33	
	(c) Excluding stoppages on 22 Hrs.	2169.58			2131.55	
	(d) Sanctioned capacity	2500.00			2500.00	
16.	(a) Capacity Utilization % Gross on 24 Hrs.	79.45			83.73	
	(b) Capacity utilization % Net on 24 Hrs.	94.67			93.01	
	(c) Capacity Utilization % Net on 22 Hrs.	86.78			85.26	
17.	E.R.Q.V.					
	(a) M.J./P.J	96.96			97.00	
	(b) L.M.J./P.J.	81.47			80.99	

18.	<u>NAME OF OFFICERS.</u>	<u>DESIGNATION</u>	<u>CONTACT NO.</u>
	SHRI D. SENTHIL PANDIYAN (I.A.S.)	CHAIRMAN/SECRETARY (SUGAR)	- MOBILE No. 8650020003
	SHRI DEEPENDRA KUMAR CHAUDHARI (I.A.S.)	MANAGING DIRECTOR	- MOBILE No. 9458551940
	SHRI MAN MOHAN SINGH (P.C.S.)	EXECUTIVE DIRECTOR	- MOBILE No. 8449716868
	SHRI R. K. SHARMA	CHIEF ENGINEER	- MOBILE No. 9837288536
	SHRI S.S. NEGI	CHIEF CHEMIST	- MOBILE No. 9412136945
	SHRI Ashok Garg	I/c CHIEF ACCOUNTANT	- MOBILE No. 9634712605
	SHRI QASIM ALI,	CANE MANAGER	- MOBILE No. 9411266500,
	SHRI P. SINGH	LAB INCHARGE	- MOBILE No. 9412854289

(J.P. SINGH)
LAB INCHARGE

(S.S. NEGI)
CHIEF CHEMIST